

The background of the slide features a faded American flag with a bald eagle's head in the center, looking towards the left. The eagle's head is white with a yellow beak and a dark eye.

*How to Prepare Your
Home for the Buyer's
Home Inspection*

A Better  **HOME INSPECTION**
by Forster's Inc.

www.ForsterHomeInspections.com

800-720-2844

Why?


- The inspection will go a little faster - Less time you have to spend at the house.
- The inspection report will be a little bit shorter and easier to read.
- The inspector can do a more thorough inspection.
- *All these are Good News for the Home Owner, the Realtor and the Buyer*

Exterior Doors



- All exterior doors should be made accessible
- Be sure all door locks are operable
- The keys for all locked doors should be made available to the inspector.

Interior Doors




- All areas of the home must be accessible
 - Utility room areas
 - Crawl space access
 - Will want to remove most belongings, especially those on the floor
 - Attic access
 - Make sure it can be pulled down without endangering your belongings

Electrical

- The inspector will want to remove the cover on the electric service panel to examine the electrical wiring, be sure that the panel is accessible, and that the cover can be readily removed.



Plumbing



- If you have a leak, please have it fixed before the inspector arrives, or let the inspector know. Otherwise he will be functionally testing the plumbing and could end up with a very wet mess.


Heating and Air Conditioning



- If you have a forced air system, make sure the air filter is clean to ensure a maximum air flow

Pets

- Pets should be removed from the premises or placed in a secured area.
- Keep in mind the inspector will need access to the entire home, so the garage will not be a good idea.



Utilities



- All the utilities need to be on so the inspector can do a through inspection.
 - Electricity
 - Water
 - Gas


Utility Van

- No Gas?
- No Electric?
- No Water?
- No Propane?

**NO
PROBLEM!**



Replace any burnt out Light Bulbs




A Better  **HOME INSPECTION**
by Forster's Inc.

www.ForsterHomeInspections.com

800-720-2844

Foundation



- Remove any wood, debris or stored items away from the foundation.
- Otherwise, it can be an conducive condition on the termite report.



Questions?

A Better  **HOME INSPECTION**
by Forster's Inc.

www.ForsterHomeInspections.com

800-720-2844



**Choose Your Inspector with
Confidence!**

Like us on Facebook!

Review us on Yelp!

Forsterhomeinspections.com

**800-720-2844 or 760-
805-1966**

A Better  **HOME INSPECTION**
by Forster's Inc.

www.ForsterHomeInspections.com

800-720-2844